

NAPLES AREA REAL ESTATE ACTIVITY

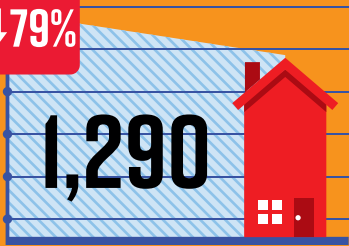
May 2021 compared with May 2020 (percent reporting using rounded figures)



OVERALL INVENTORY

↓79%

1,290



OVERALL PENDING SALES

1,710

↑47%



MEDIAN CLOSED PRICE

\$433,500


↑29%



NEW LISTINGS

1,274

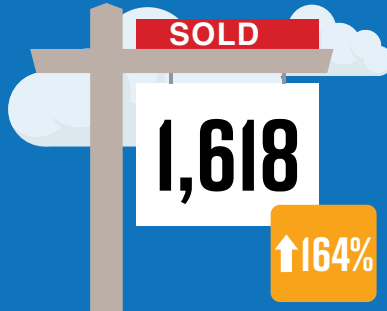
↑8%



OVERALL CLOSED SALES

1,618

↑164%



DAYS ON MARKET

43

↓52%

