

NAPLES AREA REAL ESTATE ACTIVITY

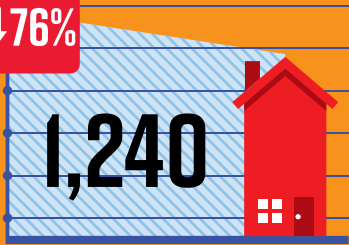
October 2021 compared with October 2020 (percent reporting using rounded figures)



OVERALL INVENTORY

↓76%

1,240



OVERALL PENDING SALES

1,186


↓31%



MEDIAN CLOSED PRICE

\$450,000

↑17%



NEW LISTINGS

1,027

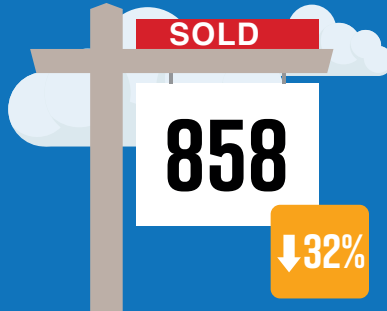
↓32%



OVERALL CLOSED SALES

858

↓32%



DAYS ON MARKET

23

↓75%

